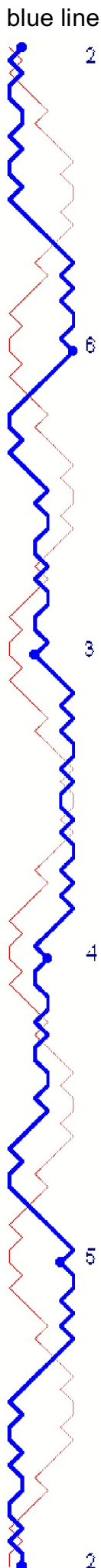
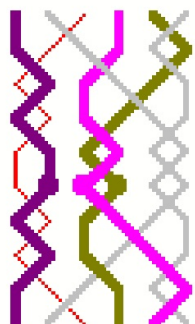


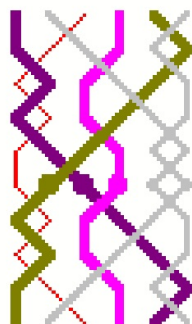
Cambridge Surprise Minor



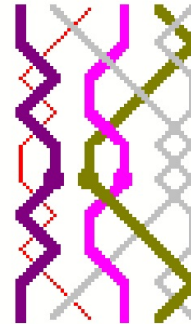
plain lead



bob



single



As with all surprise methods the treble follows a treble bob path.

The best way to learn the method is to memorise the blue line for each place bell knowing which place bell you become at the end of each line.

At a bob:

- the bell which would make seconds (at the end of 5ths place bell) runs out to become 3rds place bell going all the way to double dodge 5-6 up
- the bell which is finishing 3-4 places up (at the end of 6th place bell) makes 4ths instead of dodging 3-4 up and then becomes 4ths place bell by making 3rds then 4ths then dodging with the treble
- the bell which is coming down to 3-4 places down (at the end of 3rds place bell) runs in to become 2nds place bell by dodging with the treble in 1-2

At a single:

- the bell which would make seconds (at the end of 5ths place bell) is unaffected
- the bell which is finishing 3-4 places up (at the end of 6th place bell) makes 4ths instead of dodging 3-4 up and then becomes 4ths place bell by making 3rds then 4ths then dodging with the treble
- the bell which is coming down to 3-4 places down (at the end of 3rds place bell) makes 3rds then becomes 3rds place bell going all the way to double dodge 5-6 up